


# Wand Pen Quick Start Guide

## *Specification*

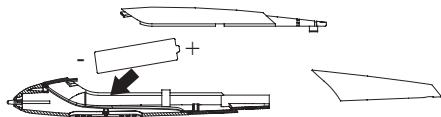
- Battery: AAA Battery
- Battery life: continuing writing 2.5 months
- Power saving function:  
Get into auto sleeping mode while pen tip without being touched after 3 minutes later.

## *How to replace the battery*

### Step 1



### Step 2



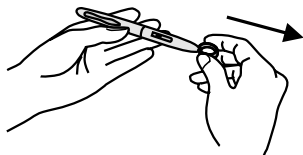
### Step 3



## *How to replace the pen refill*

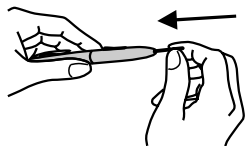
### Step 1

Pull out the used pen tip with the Refill Tweezers provided.



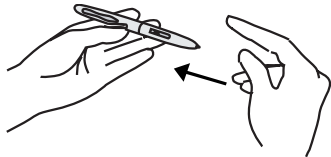
### Step 2

Insert the Pen Refill to the pen



### Step 3

Press firmly on a hard surface for 5 seconds till the pen Refill is locked.



## *Safety information*

### **Avoid:**

- Dampening the products
- Using volatile chemicals to clean the products
- Dropping the products off the table or to the ground
- Strongly bumping the products into hard stuffs
- Stepping on the products
- Putting heavy stuffs on the products
- Disassembling the products